


CLINICAL MATERIAL
MONTH :- APRIL 2024


ITEM	AVG./DAY		TOTAL	
			(IN MONTH)	
O.P.D. attendance	1365		32755	
Casualty attendance	61		1825	
No of admissions	81		2439	
No. of discharges	82		2459	
Bed occupancy%	85%		17341 PT	
Operative Work				
No. of Major Surgical Operations	31		739	
No. of Minor Surgical Operations	49		1179	
No. of Day Care Operations	14		341	
No. of Medico-legal Cases	1		21	
No. of Normal Deliveries	3		69	
No. of Caesarian Sections	2		39	
No. of Death	1		25	
Radiological Investigations (No. of patients)	O.P.D	I.P.D	O.P.D	I.P.D + CAS.
X-ray	158	87	3801	2602
Ultrasonography	82	44	1960	1321
Barium, IVP etc.	7	2	171	52
E.C.G.	58	51	1385	1524
CT SCAN	7	10	159	293
MRI (OUTSOURCE)	3	7	77	213
Angiography & Angioplasty	0	2	0	55
ITEM	AVG./DAY		TOTAL TEST	
Laboratory Investigations - No. of Tests	O.P.D	I.P.D	O.P.D	I.P.D + CAS.
Biochemistry	1489	1001	35741	30037
Microbiology	236	248	5659	7453
Serology	88	39	2107	1165
Hematology	1894	758	45452	22743
Clinical Pathology	84	49	2005	1471
Histopathology	0	10	7	286
Cytopathology	15	6	365	186

B. J.


CLINICAL MATERIAL
MONTH :- MARCH 2024

ITEM	AVG./DAY		TOTAL	
			(IN MONTH)	
O.P.D. attendance	1319		30338	
Casualty attendance	68		2096	
No of admissions	79		2461	
No. of discharges	79		2434	
Bed occupancy%	84%		17703 PT	
Operative Work				
No. of Major Surgical Operations	33		749	
No. of Minor Surgical Operations	41		939	
No. of Day Care Operations	14		322	
No. of Medico-legal Cases	0		3	
No. of Normal Deliveries	3		61	
No. of Caesarian Sections	2		35	
No. of Death	1		24	
Radiological Investigations (No. of patients)	O.P. D	I.P.D	O.P. D	I.P.D + CAS.
X-ray	158	82	3640	2541
Ultrasonography	81	42	1855	1294
Barium, IVP etc.	8	1	190	46
E.C.G.	59	49	1360	1513
CT SCAN	6	11	146	354
MRI (OUTSOURCE)	4	7	82	219
Angiography & Angioplasty	0	1	0	40
ITEM	AVG./DAY		TOTAL TEST (IN MONTH)	
Laboratory Investigations - No. of Tests	O.P. D	I.P.D	O.P. D	I.P.D + CAS.
Biochemistry	1467	929	33741	28786
Microbiology	295	212	6792	6576
Serology	80	38	1841	1180
Hematology	1829	895	42058	27736
Clinical Pathology	82	47	1893	1449
Histopathology	0	10	04	316
Cytopathology	17	6	381	199


Bic



CLINICAL MATERIAL
MONTH :- FEBRUARY 2024

ITEM	AVG./DAY		TOTAL	
			(IN MONTH)	
O.P.D. attendance	1338		30766	
Casualty attendance	64		1842	
No of admissions	83		2395	
No. of discharges	80		2344	
Bed occupancy %	83%		16368 PT	
Operative Work				
No. of Major Surgical Operations	31		707	
No. of Minor Surgical Operations	39		895	
No. of Day Care Operations	13		303	
No. of Medico-legal Cases	0		0	
No. of Normal Deliveries	2		54	
No. of Caesarian Sections	1		28	
No. of Death	1		21	
<u>Radiological Investigations</u> (No. of patients)	O.P. D	I.P.D	O.P. D	I.P.D + CAS.
X-ray	155	84	3557	2438
Ultrasonography	77	45	1771	1307
Barium, IVP etc.	6	2	134	53
E.C.G.	53	51	1226	1472
CT SCAN	6	13	134	378
MRI (Outsource)	3	7	74	201
Angiography & Angioplasty	0	1	0	37
ITEM	AVG./DAY		TOTAL TEST (IN MONTH)	
Laboratory Investigations - No. of Tests	O.P. D	I.P.D	O.P. D	I.P.D + CAS.
Biochemistry	1552	1025	35692	29718
Microbiology	248	242	5695	7004
Serology	73	41	1688	1187
Hematology	1694	895	38971	25941
Clinical Pathology	81	47	1856	1371
Histopathology	0	10	2	294
Cytopathology	16	7	366	191

M. C. D.



CLINICAL MATERIAL
MONTH :- JANUARY 2024

ITEM	AVG./DAY		TOTAL (IN MONTH)	
	O.P.D. attendance	1302		32557
Casualty attendance	64		1969	
No of admissions	77		2397	
No. of discharges	76		2375	
Bed occupancy%	86%		18127 pt.	
Operative Work				
No. of Major Surgical Operations	30		761	
No. of Minor Surgical Operations	51		1263	
No. of Day care Operations	14		360	
No. of Medico-legal Cases	0		6	
No. of Normal Deliveries	1		37	
No. of Caesarian Sections	1		30	
No. of Death	0-1		13	
Radiological Investigations (No. of patients)	O.P. D	I.P.D	O.P. D	I.P.D + CAS.
X-ray	134	80	3341	2492
Ultrasonography	53	44	1327	1349
Barium, IVP etc.	4	1	101	46
E.C.G.	46	44	1147	1365
CT SCAN	4	12	92	382
MRI (Outsource)	5	5	113	157
Angiography & Angioplasty	0	1	0	31
ITEM	AVG./DAY		TOTAL TEST (IN MONTH)	
Laboratory Investigations - No. of Tests	O.P. D	I.P.D	O.P. D	I.P.D + CAS.
Biochemistry	1445	786	36116	24387
Microbiology	217	224	5437	6932
Serology	67	49	1671	1514
Hematology	1813	948	45322	29391
Clinical Pathology	67	47	1682	1442
Histopathology	0	9	0	273
Cytopathology	16	5	403	156

